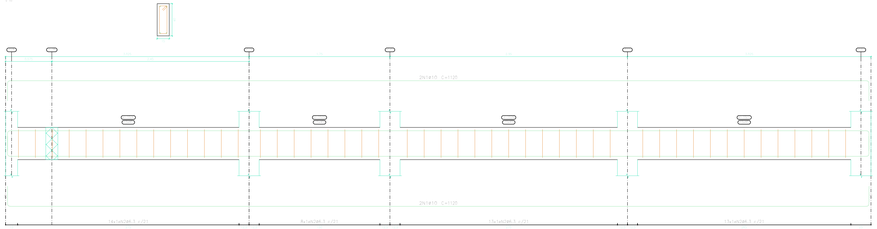

Elemento	Pos.	Diam.	Q.	Esquema (cm)	Comp. (cm)	Total (cm)	CA-50 (kg)	CA-60 (kg)
V-10	1	ø10	4		1120	4480	27.6	
	2	ø6.3	44	10	100	4400	11.8	
						8880	39.4	
V-11	1	ø10	4		220	880	5.4	
	2	ø6.3	4	10	100	400	2.0	
						1280	7.4	
					Total	39.4	7.4	
					ø6.3	11.8	2.0	
					ø10	27.6	0.0	
					Total	39.4	0.0	

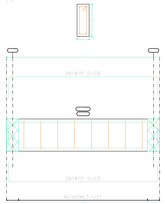

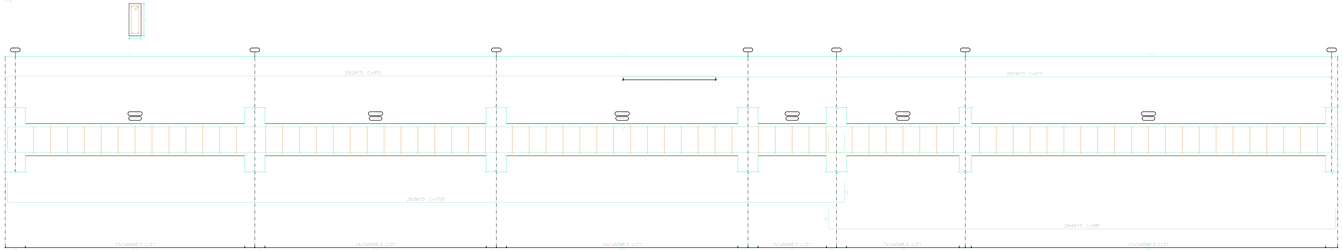

Elemento	Pos.	Diam.	Q.	Esquema (cm)	Comp. (cm)	Total (cm)	CA-50 (kg)	CA-60 (kg)
V-12	1	ø10	4		220	880	5.4	
	2	ø10	4		900	3600	22.2	
	3	ø10	4		1100	4400	27.1	
	4	ø10	4		880	3520	21.7	
	5	ø6.3	14	10	100	1400	4.1	
						13800	82.5	
					Total	82.5	4.1	
					ø6.3	4.1	0.0	
					ø10	78.4	0.0	
					Total	82.5	0.0	

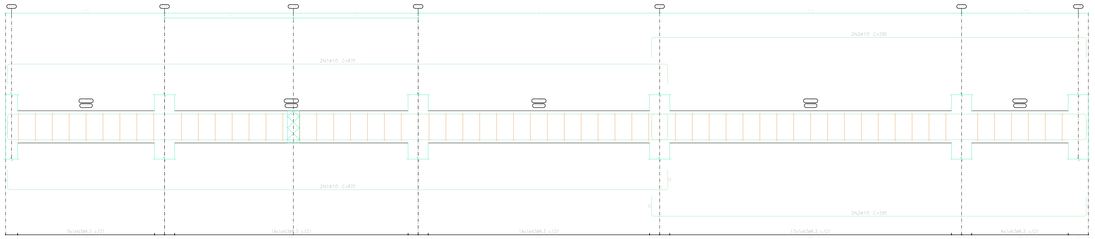

Elemento	Pos.	Diam.	Q.	Esquema (cm)	Comp. (cm)	Total (cm)	CA-50 (kg)	CA-60 (kg)
V-13	1	ø10	4		470	1880	11.6	
	2	ø10	4		500	2000	12.3	
	3	ø6.3	44	10	100	4400	14.7	
						8280	38.6	
					Total	38.6		
					ø6.3	14.7	0.0	
					ø10	38.6	0.0	
					Total	38.6	0.0	

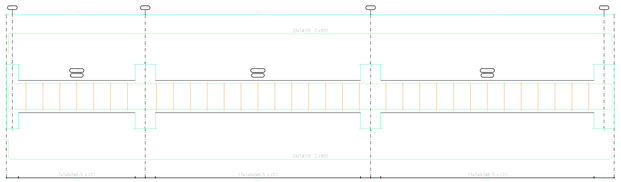

Elemento	Pos.	Diam.	Q.	Esquema (cm)	Comp. (cm)	Total (cm)	CA-50 (kg)	CA-60 (kg)
V-14	1	ø10	4		800	3200	19.7	
	2	ø6.3	14	10	100	1400	4.1	
						4600	23.8	
					Total	23.8		
					ø6.3	4.1	0.0	
					ø10	19.7	0.0	
					Total	23.8	0.0	

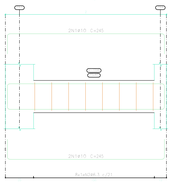

Elemento	Pos.	Diam.	Q.	Esquema (cm)	Comp. (cm)	Total (cm)	CA-50 (kg)	CA-60 (kg)
V-15	1	ø10	4		240	960	5.9	
	2	ø6.3	8	10	100	800	2.0	
						1760	7.9	
					Total	7.9		
					ø6.3	2.0	0.0	
					ø10	5.9	0.0	
					Total	7.9	0.0	

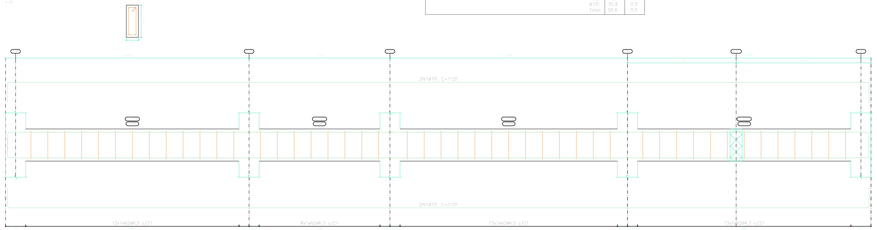

Elemento	Pos.	Diam.	Q.	Esquema (cm)	Comp. (cm)	Total (cm)	CA-50 (kg)	CA-60 (kg)
V-16	1	ø10	4		1120	4480	27.6	
	2	ø6.3	44	10	100	4400	11.8	
						8880	39.4	
					Total	39.4		
					ø6.3	11.8	0.0	
					ø10	27.6	0.0	
					Total	39.4	0.0	

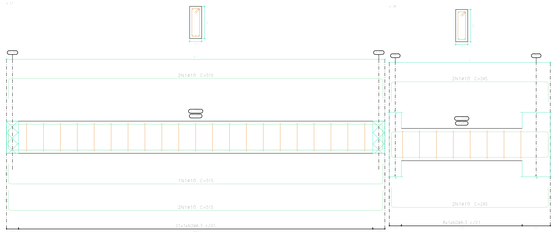

Elemento	Pos.	Diam.	Q.	Esquema (cm)	Comp. (cm)	Total (cm)	CA-50 (kg)	CA-60 (kg)
V-17	1	ø10	4		505	2020	12.4	
	2	ø6.3	44	10	100	4400	11.8	
						6420	24.2	
V-18	1	ø10	4		245	980	6.0	
	2	ø6.3	8	10	100	800	2.0	
						1780	8.0	
					Total	8.0		
					ø6.3	13.8	0.0	
					ø10	24.2	0.0	
					Total	38.0	0.0	

TERMOS
Desenho de vigas
Concreto: C25, em geral
Aço das barras: CA-50 e CA-60
Aço dos estribos: CA-50 e CA-60
Escala vigas 1:20.
Escala seções 1:20
Escala aberturas 1:20

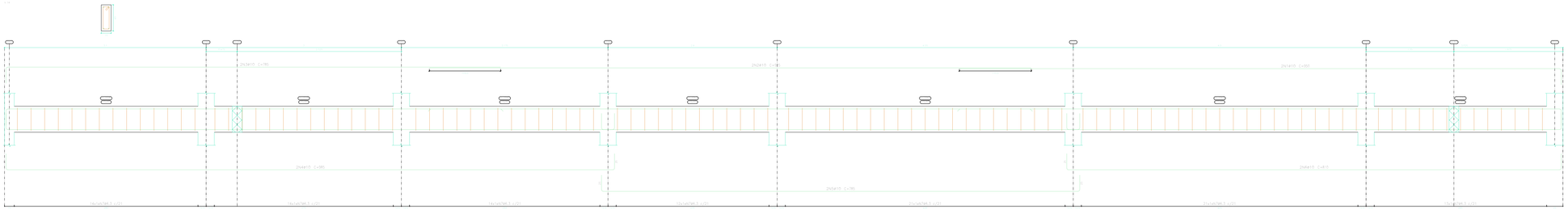

Elemento	Pos.	Diam.	Q.	Esquema (cm)	Comp. (cm)	Total (cm)	CA-50 (kg)	CA-60 (kg)
V-19	1	ø10	4		220	880	5.4	
	2	ø10	4		220	880	5.4	
	3	ø10	4		780	3120	19.2	
	4	ø10	4		780	3120	19.2	
	5	ø10	4		880	3520	21.7	
	6	ø10	4		880	3520	21.7	
	7	ø6.3	14	10	100	1400	4.1	
						16520	97.7	
					Total	97.7		
					ø6.3	4.1	0.0	
					ø10	93.6	0.0	
					Total	97.7	0.0	

NOVA FRIBURGO PREFEITURA
SECRETARIA DE OBRAS

CONSTRUÇÃO - UBS RUI SANGLARD

ASSUNTO:
PROJETO BÁSICO DE ESTRUTURAS DA EDIFICAÇÃO

PLANTA:
DESENHO DE VIGAS

SECRETÁRIO DE OBRAS:
Assinado de forma digital pelo(a) BERNARDO VERLY ARAUJO:12014874760
Data: 2025.03.17 14:28:40 -03'00'
Bernardo Coelho Verly - Matrícula: 62.009

SUBSECRETÁRIO DE PROJETOS E RESPONSÁVEL LEGAL:
Documento assinado digitalmente
Luan Leite Feijó
Data: 17/03/2025 14:23:48 -03'00'
Verifique em https://validar.iti.gov.br
Luan Leite Feijó - Matrícula: 115.288 - CREA/RJ: 2013102356

DATA:	ESCALA:	REVISÃO:	FORMATO:	PRANCHA:
FEV 2025	INDICADA	R00	1150X841	02/10

OBSERVAÇÕES: